


The background features a network diagram with large, overlapping circles in various colors (green, orange, blue, purple, pink, red) connected by black lines. The circles are of different sizes and are arranged in a way that suggests a complex network structure. The text is centered on the left side of the page.

NETWORKS4INCLUSION

Guide for Social Intervention






Co-funded by
the European Union



Templates






Co-funded by
the European Union



Template 1.1. – Social Diagnosis

Social Diagnosis				
	Needs/Community Challenges	Evidence (Demographic, Socioeconomic Dynamics)	Existing Projects/Programs	Current Partners
Human Capital				
Economic Potential and Employment				
Inclusive Capital				





Co-funded by
the European Union




--	--	--	--	--

Template 1.2. – Roadmap for Future Opportunities

Roadmap for Future Opportunities

	Development Opportunities	Local resources and potentialities	Strategic Objectives	Potential Partners (Public and Private Entities)
Human Capital				
Economic Potential and Employment				







Co-funded by
the European Union



Inclusive Capital				





Co-funded by
the European Union

Funded by the European Union. Views and opinions expressed are however those of the author(s) only and do not necessarily reflect those of the European Union or the European Education and Culture Executive Agency (EACEA). Neither the European Union nor EACEA can be held responsible for them. Project Number 2022-1-FR01-KA220-ADU-000087297